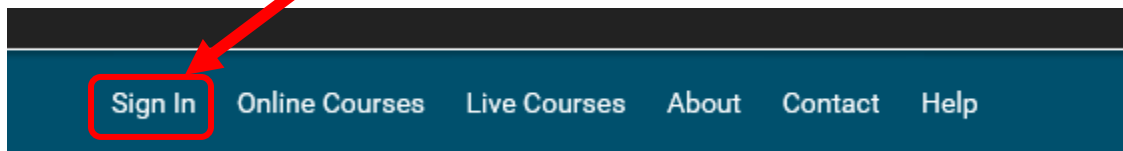
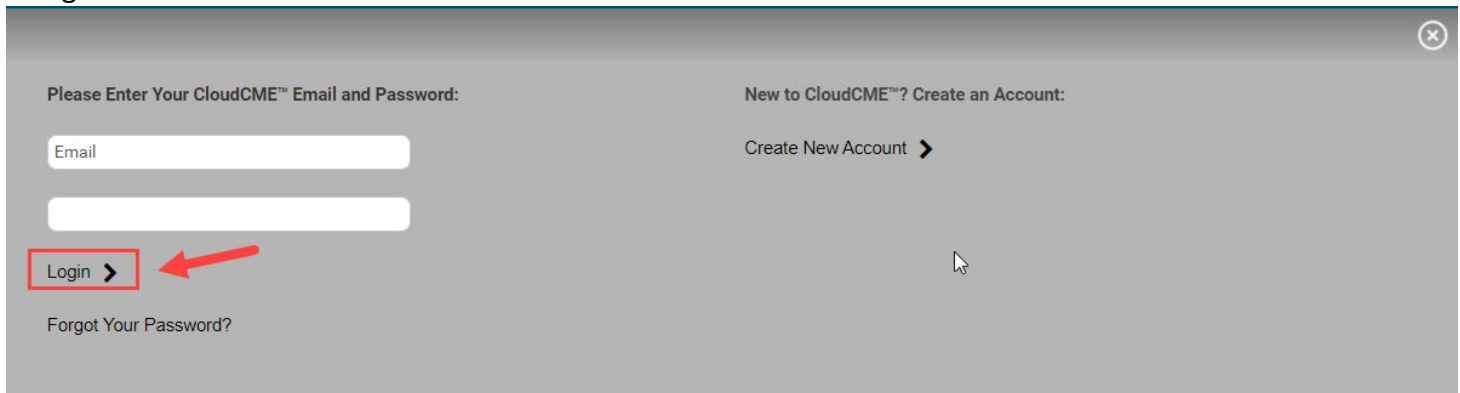


How to Get my CE Certificate

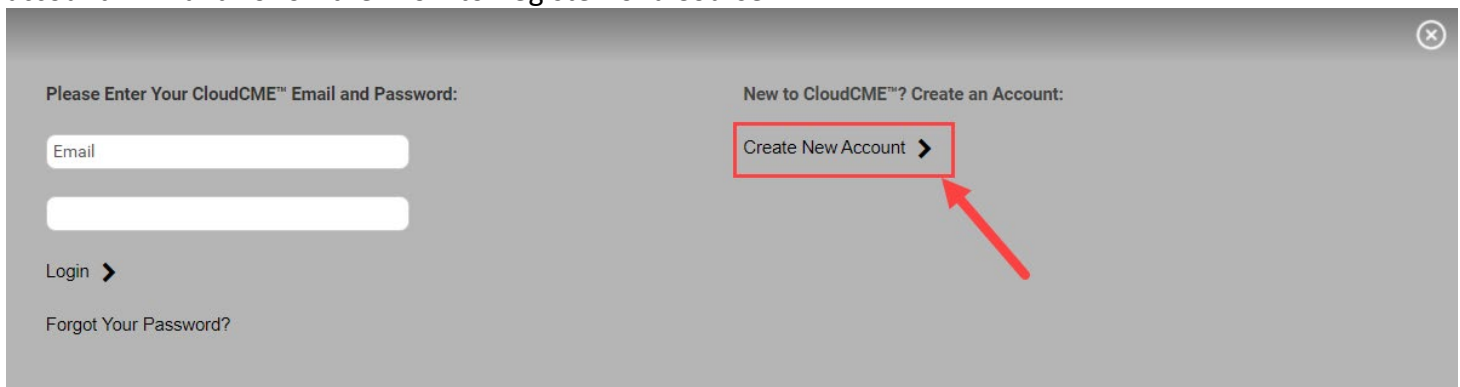
1. Sign in at <https://telemedicine.cloud-cme.com/course/courseoverview?P=0&EID=56>



2. Enter your email address and password and click **Login**. If you do not know your password, click on the "Forget Your Password" link.

A screenshot of the login form. The form is light gray with a close button (X) in the top right corner. It has two columns. The left column is titled 'Please Enter Your CloudCME™ Email and Password:' and contains two input fields (Email and Password) and a 'Login >' button. The right column is titled 'New to CloudCME™? Create an Account:' and contains a 'Create New Account >' link. A red box highlights the 'Login >' button, and a red arrow points to it from the left. Below the input fields is a 'Forgot Your Password?' link.

If you have NOT been to the American Board of Telehealth CE Portal previously, click on "Don't have an account" link and follow the "How to Register for a Course".

A screenshot of the login form, identical to the previous one. A red box highlights the 'Create New Account >' link, and a red arrow points to it from the bottom right. The 'Login >' button and 'Forgot Your Password?' link are also visible.

3. After signing in, click on the “My CE” and then Evaluations & Certificates to review your certificate.

Evaluations and Certificates

After receiving credit, certificates will be displayed in this area for 1-3 months. Please print or save any certificates before this time period ends. (Note: All credits will be recorded on transcripts, available for download 24/7 in the "Transcripts" area of the portal - credits earned do not disappear from transcripts.)

Credit Date	Course Title	Evaluations	Certificates
9/22/2020	CORE Concepts in Telehealth Certificate Program - CORE Concepts Certificate		DOWNLOAD CERTIFICATE

Profile Transcript **Evaluations & Certificates** Registrations & Receipts Tests

Syllabus

4. After clicking the Evaluations & Certifications, your certificate will show in this area for 1-3 months. To print, download, or email the certificate to yourself click the download certificate button.

5. Click Download PDF or email certificate to yourself. You can also File and print your certificate if needed.

[Download PDF](#) [Email](#) [Email Certificate](#)