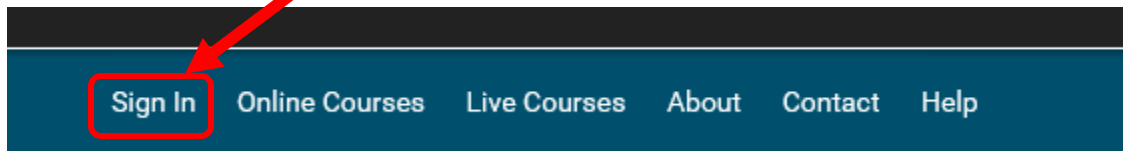
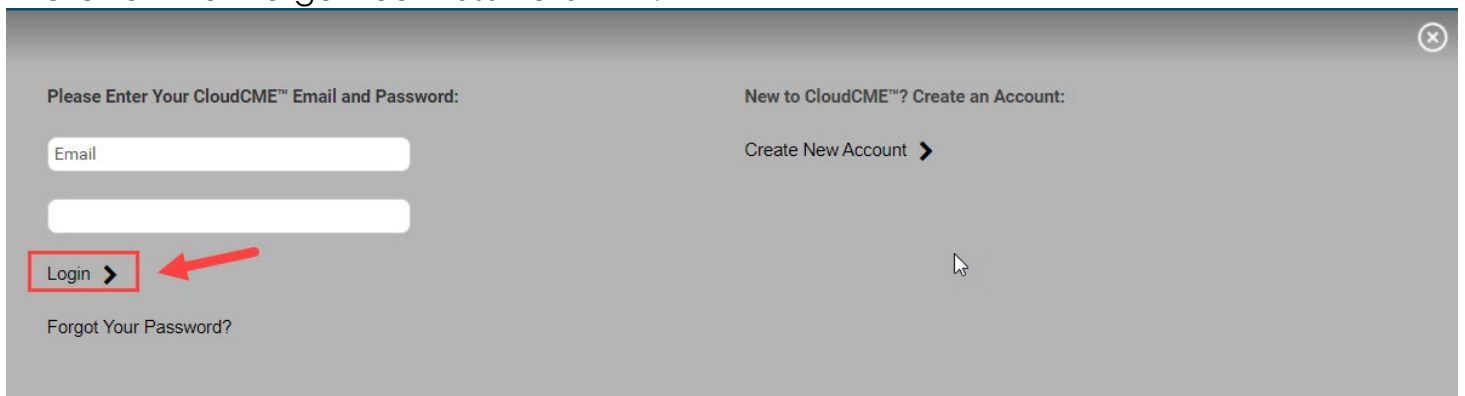


## How to get a receipt of a payment

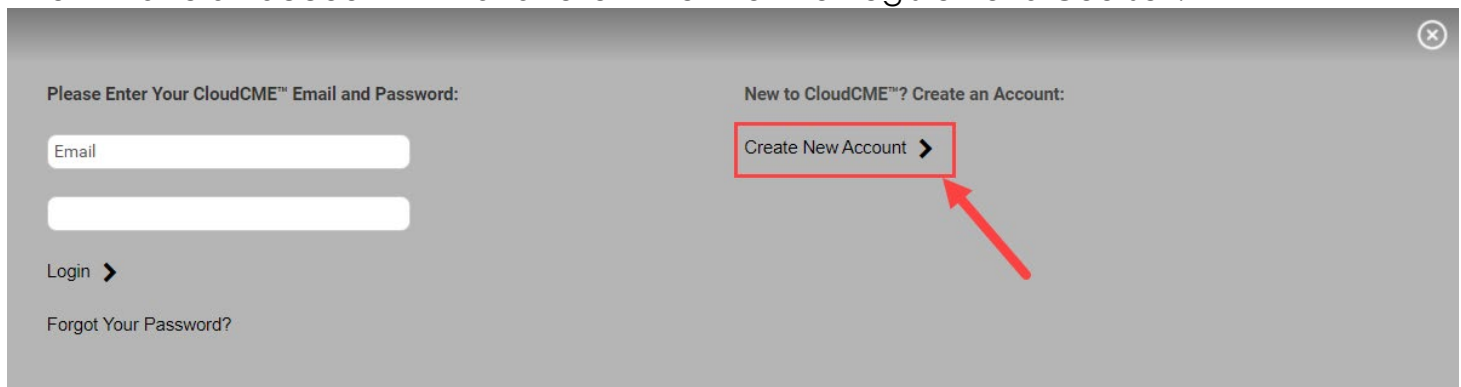
1. Sign in at <https://telemedicine.cloud-cme.com/course/courseoverview?P=0&EID=56>



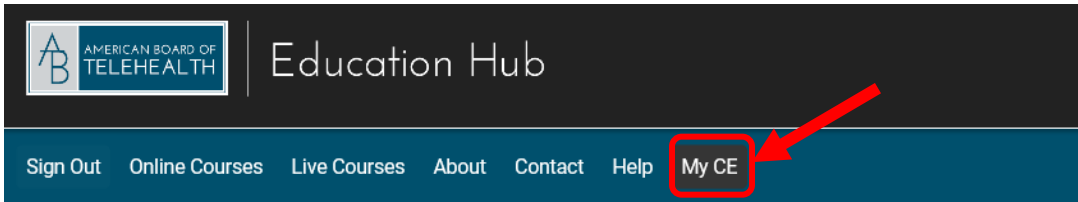
2. Enter your email address and password and click **Login**. If you do not know your password, click on the “Forget Your Password” link.

A screenshot of the login form. The form is light gray with a close button in the top right corner. It contains two input fields for 'Email' and a password field. Below the password field is a 'Login >' button, which is highlighted with a red box and a red arrow. To the right of the login fields is a section for 'New to CloudCME™? Create an Account:' with a 'Create New Account >' link. At the bottom left, there is a 'Forgot Your Password?' link.

If you have NOT been to the American Board of Telehealth CE Portal previously, click on “Don’t have an account” link and follow the “How to Register for a Course”.


A screenshot of the login form, similar to the previous one. The 'Create New Account >' link is highlighted with a red box and a red arrow. The 'Login >' button is also visible but not highlighted.

3. To view or download one's transcript, click on the "My CE" link and then click on the "Registrations & Receipts" link.



## My CE

Instructions: Click a button to proceed.



4. This link will allow one to review and download your registrations & receipts whenever you may desire.

## Registrations & Receipts

The screenshot shows the "Registrations & Receipts" page. At the top right, there are two buttons: "Export XLS" and "Print". Both buttons are highlighted with a red rectangular box, and a red arrow points from the right towards the box. Below the buttons is a table with the following data:

Billed Date	Activity	Description	Amount	Receipt
9/18/2020	CORE Concepts in Telehealth Certificate Program	Individual Rate () - CORE Concepts in Telehealth Certificate Program	\$395.00	