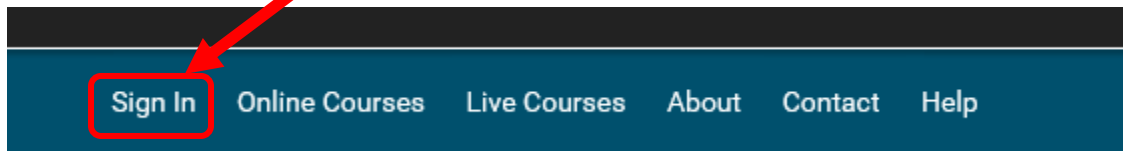
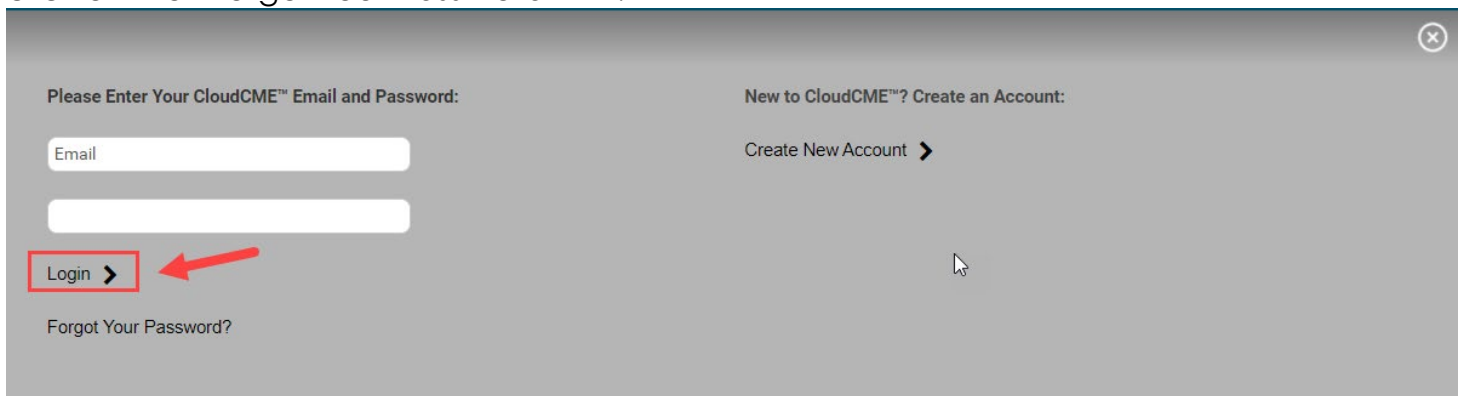


How to Complete Evaluation of Course

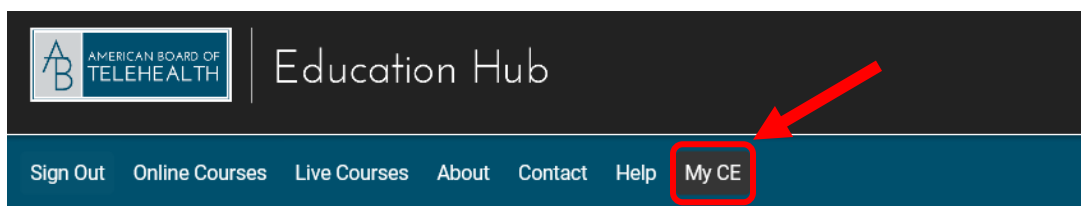
1. Sign in at <https://telemedicine.cloud-cme.com/course/courseoverview?P=0&EID=56>



2. Enter your email address and password and click **Login**. If you do not know your password, click on the "Forget Your Password" link.



3. After signing in, click on the "My CE" and then Evaluations & Certificates to complete the evaluation. You will not be able to complete this if you have not passed the post exam.



My CE

Instructions: Click a button to proceed.



4. After clicking the Evaluations & Certifications, you will be prompted to complete the evaluation before receiving your certificate. Please click on the Complete Evaluation button. This will only show if you have completed and passed your post exam.

Evaluations and Certificates

After receiving credit, certificates will be displayed in this area for 1-3 months. Please print or save any certificates before this time period ends. (Note: All credits will be recorded on transcripts, available for download 24/7 in the "Transcripts" area of the portal - credits earned do not disappear from transcripts.)

Credit Date	Course Title	Evaluations	Certificates
9/8/2020	CORE Concepts in Telehealth Certificate Program	Complete Evaluation	

5. Once you have selected Complete Evaluation, you will be prompted to all of the evaluation questions. All questions in red need to be completed before submitting.

Online Evaluation Template

Please complete the following questions and then submit after reviewing your responses. All questions are required. Once you have completed this evaluation you will be able to print your CME certificate.

Program Review

Was the education free of commercial bias?

- Yes No

Was the information covered applicable to your needs? *

- All can be applied Most can be applied Most cannot be applied None can be applied

6. Once you have completed the evaluation click submit.

List future topics you would like to see at upcoming educational offerings.

If the Submit button below is dimmed, you have not fully completed the evaluation. Please review the form for any required fields (with a red asterisk) that you may have missed.



7. After you submit your completed evaluation, you will receive an alert thanking you. Once you select "ok" you will be able to view your certificate under the Evaluations & Certificates tab –under "My CE". You can follow step 3 or view the How to Get my Certificate document.

