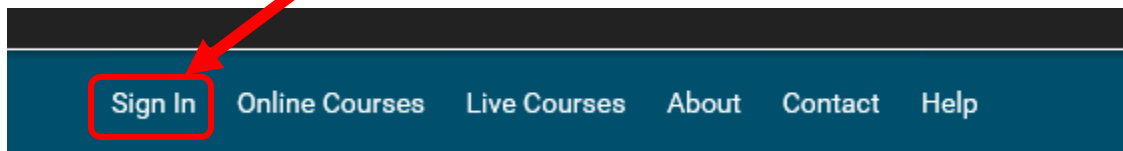
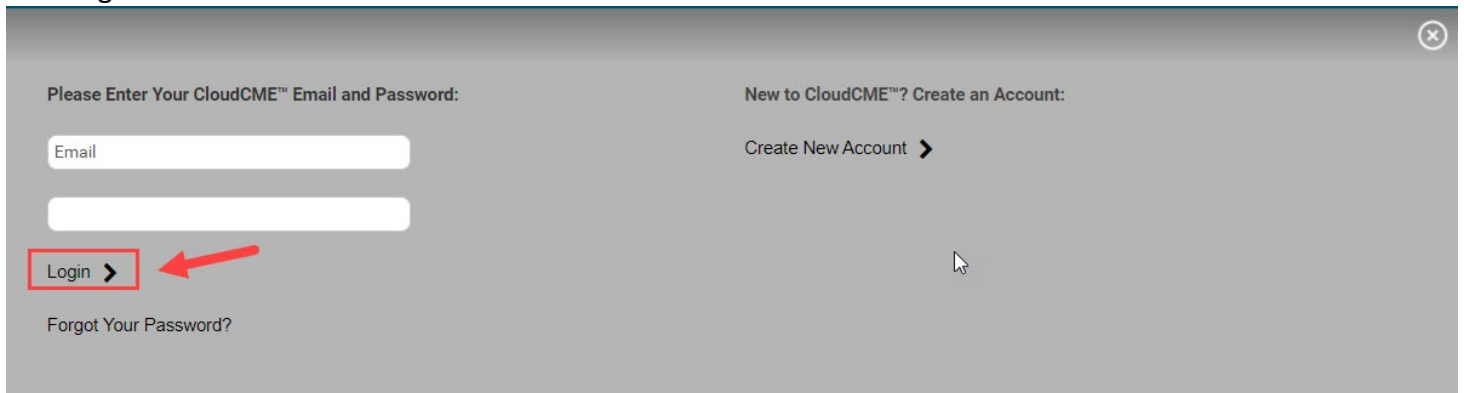


How to Register for a Course

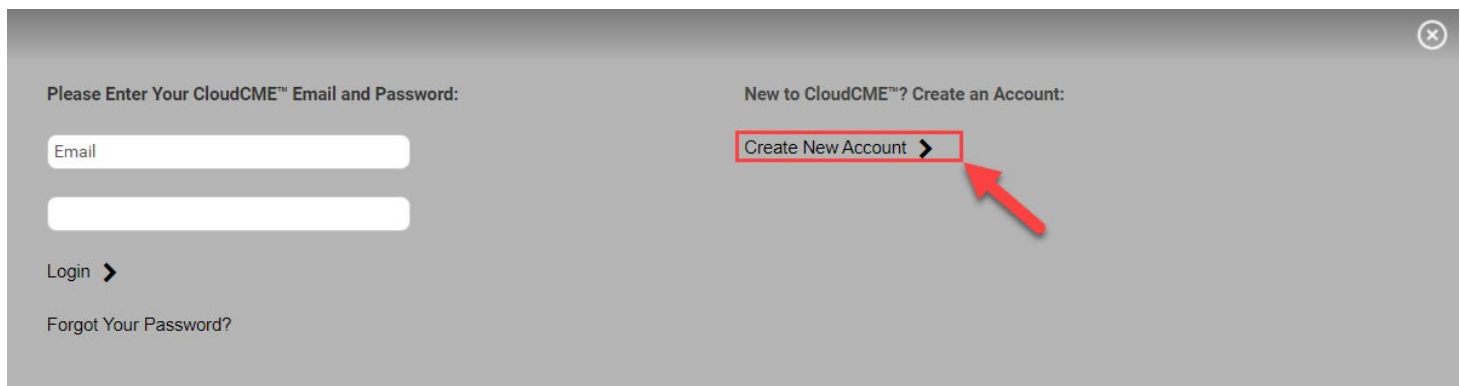
1. Sign in at <https://telemedicine.cloud-cme.com/course/courseoverview?P=0&EID=56>



2. Enter your email address and password and click **Login**. If you do not know your password, click on the "Forget Your Password" link.

A screenshot of the login form. The form is light gray with a close button (X) in the top right corner. On the left, under the heading 'Please Enter Your CloudCME™ Email and Password:', there are two input fields for 'Email' and a password field. Below the password field is a 'Login >' button, which is highlighted with a red box and a red arrow. To the right, under the heading 'New to CloudCME™? Create an Account:', there is a 'Create New Account >' link. At the bottom left, there is a 'Forgot Your Password?' link.

If you have NOT been to the American Board of Telehealth CE Portal previously, click on "Create New Account" link.

A screenshot of the login form, similar to the previous one. The 'Create New Account >' link is highlighted with a red box and a red arrow. The 'Login >' button is also visible but not highlighted.

3. Fill in the information, read the user agreement, check the box, and click “Create Account”

Create an Account: (All fields are required)

Email is required

Email

First Name is required

First Name

Last Name is required

Last Name

Password is required

Password

Confirm password

Confirm Password

Password Requirements

Select Degree:

-- Select Degree --

Degree is required

Select Profession:

-- Select Profession --

Profession is required

User Agreement

The American Board of Telehealth knows you care about the privacy and confidentiality of your information. We take protecting your privacy very seriously. The CME Program is a program administered by The American Board of Telehealth.

Please read the CME Program Notice of Privacy Practices about how we treat your information collected as part of the CME Program. By using the CME website and participating in the CME Program in any manner, you acknowledge that you accept the practices and policies outlined in this CME Program Notice of Privacy Practices.

I have read and consent to the above.
You must agree to the terms and conditions before registering.

Create Account

Back to Login

4. After creating an account, sign in and make sure your name is shown in the top right corner

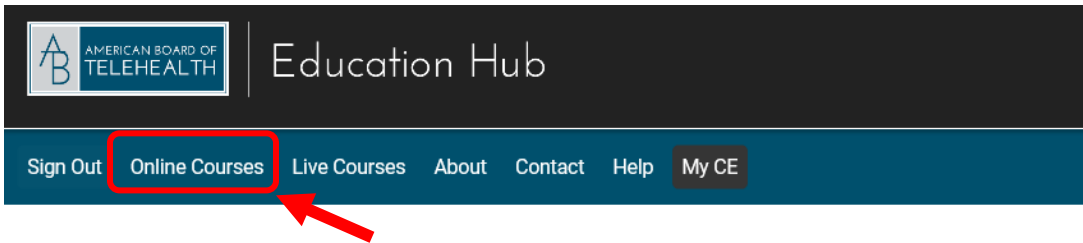
AMERICAN BOARD OF TELEHEALTH | Education Hub

Return to Main Page of Education Hub

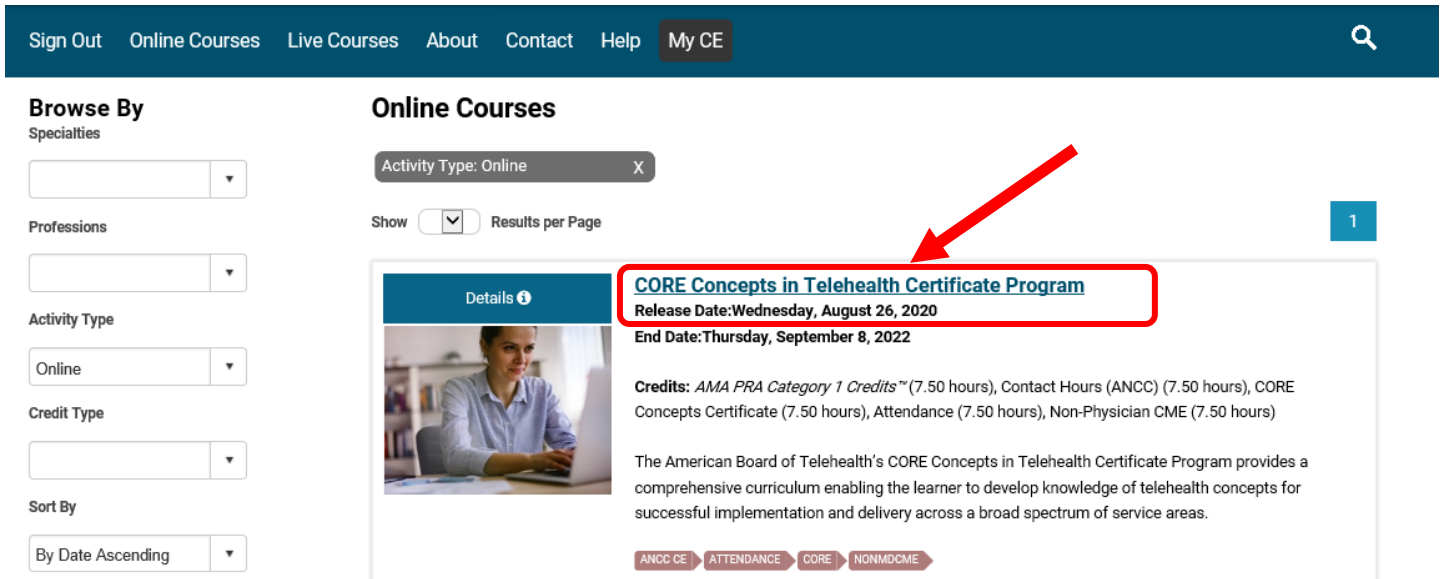
Your Name Here

Sign Out Online Courses Live Courses About Contact Help My CE

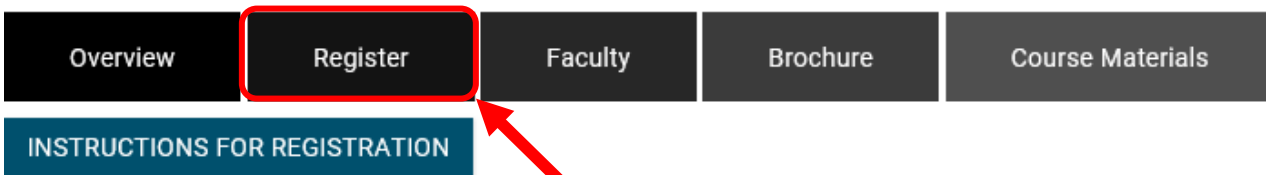
5. Click on the Online Courses link to register for the CORE Curriculum



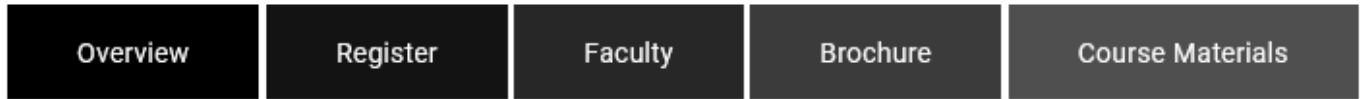
6. Click on the CORE Concepts in Telehealth Certificate Program Courses



7. Click on the register button to register for the CORE Curriculum



8. If you are already logged in, press continue to take you to completing registration



1 Login 2 Registration 3 Hosted Payment

Registration: CORE Concepts in Telehealth Certificate Program

YOUR NAME, you are logged in.

If this is correct, click Continue to start your registration. If this is not you, please click 'Sign Out' in the site navigation above and login with your own account.

ctangular Snip



9. Verify that the appropriate Registration Type is selected. Enter the promotional code if you have received one in the blank field.

Please select your registration type below.

Registration Type

Individual Rate - \$395.00

If you are student, make sure this Registration Type says Student Rate. To update profile go to the "How to update Profile" document.

If you have a promotional code for this meeting, please enter it below. Click the 'Submit Code' button to validate your code and reduce your registration fee. When your code has been validated you will see a red message telling you that the code has been applied.



Total price for your registration, including any promotional discount: \$ 395.00



10. Click the Submit Code button. If the Promo Code is entered correctly, a message will pop up saying "Your code has been accepted!" The total price will be adjusted. If the new price is correct, click continue.

Please select your registration type below.

Registration Type

Individual Rate - \$395.00

If you have a promotional code for this meeting, please enter it below. Click the 'Submit Code' button to validate your code and reduce your registration fee. When your code has been validated you will see a red message telling you that the code has been applied.

Your code has been accepted!

Total price for your registration, including any promotional discount: \$

\$150.00

11. Click pay with credit card and then click Finish

1 Login 2 Registration **3 Hosted Payment**

Please select a payment option below and then click "Finish" to complete your order.

Select Payment Method:

Pay by Credit Card

✓ Click "Finish" below and you will be redirected to a secure payment portal to enter your credit card information.

11. You will be brought to a page to fill out your credit card information, after filling everything out, click Pay Now

12. You will be brought to a screen asking if you want to email the receipt to your email. If so, select okay